

<u>Fire - Performance Measure Data</u>					
<u>District</u>	<u>Total Calls</u>	<u>Greater than 20 min. Response</u>	<u>%</u>	<u>Max. Response Time</u>	<u>NORS</u>
New Church	8	0	100%	15:40	0
Greenbackville	3	0	100%	16:47	0
Chincoteague*	1*	0*	N/A*	N/A*	N/A*
Atlantic	34	0	100%	19:34	0
Saxis	2	0	100%	17:11	0
Bloxom	7	0	100%	16:42	0
Parksley	17	0	100%	16:12	0
Tasley	5	0	100%	16:58	0
Onancock	4	0	100%	06:58	0
Melfa	12	0	100%	9:47	0
Wachapreague	2	0	100%	N/A	0
Painter	14	0	100%	17:21	0
Onley	8	0	100%	13:15	0
Tangier	0	0	N/A	N/A	0
Totals:	116	0	100%		0

Chincoteague Data Not Available

<u>EMS - Performance Measure Data</u>							
<u>District</u>	<u>Total Calls</u>	<u>Career</u>	<u>Combination</u>	<u>Greater than 20 min. Response</u>	<u>%</u>	<u>Max. Response Time</u>	<u>NORS</u>
Greenbackville	14	0	6	3	79%	21:41	4
Chincoteague*	N/A*	N/A*	N/A*	N/A*	N/A*	N/A*	N/A*
Saxis	7	0	1	0	100%	18:46	5
Bloxom	62	32	26	1	98%	25:31	4
Parksley	86	67	24	2	98%	33:28	0
Onancock	35	49	15	0	100%	12:18	0
Melfa	83	37	2	2	98%	26:18	0
Wachapreague	18	1	2	1	94%	23:07	6
Onley	44	14	0	0	100%	14:40	29
Oak Hall	71	64	15	2	97%	25:09	0
Tangier	7	0	4	0	100%	11:06	0
Community (Exmore)	21	N/A	N/A*	0	100%	16:53	2
Totals	448	264	95	11	98%		50

Chincoteague Data Not Available

EMS Mutual Aid Data

Station Receiving Aid

Station : Giving Aid	Greenbackville	Chincoteague	Saxis	Bloxom	Parksley	Onancock	Melfa	Wachapreague	Onley	Oak Hall	Community (Exmore)	NORS	2nd Call	3rd Call
Greenbackville									4			4	0	0
Chincoteague									3			n/a	n/a	n/a
Saxis												5	0	0
Bloxom			3		3							4	4	0
Parksley				7					2	1		0	4	0
Onancock					1		3		25			0	2	0
Melfa						1		2	4	2		0	4	0
Wachapreague												6	0	0
Onley						1						29	2	0
Oak Hall	4		2	7								0	8	0
Community (Exmore)							1	4				2	0	0
Northampton County														
Total	4	n/a	5	14	4	2	4	6	31	8	2	50	24	0

September 2013

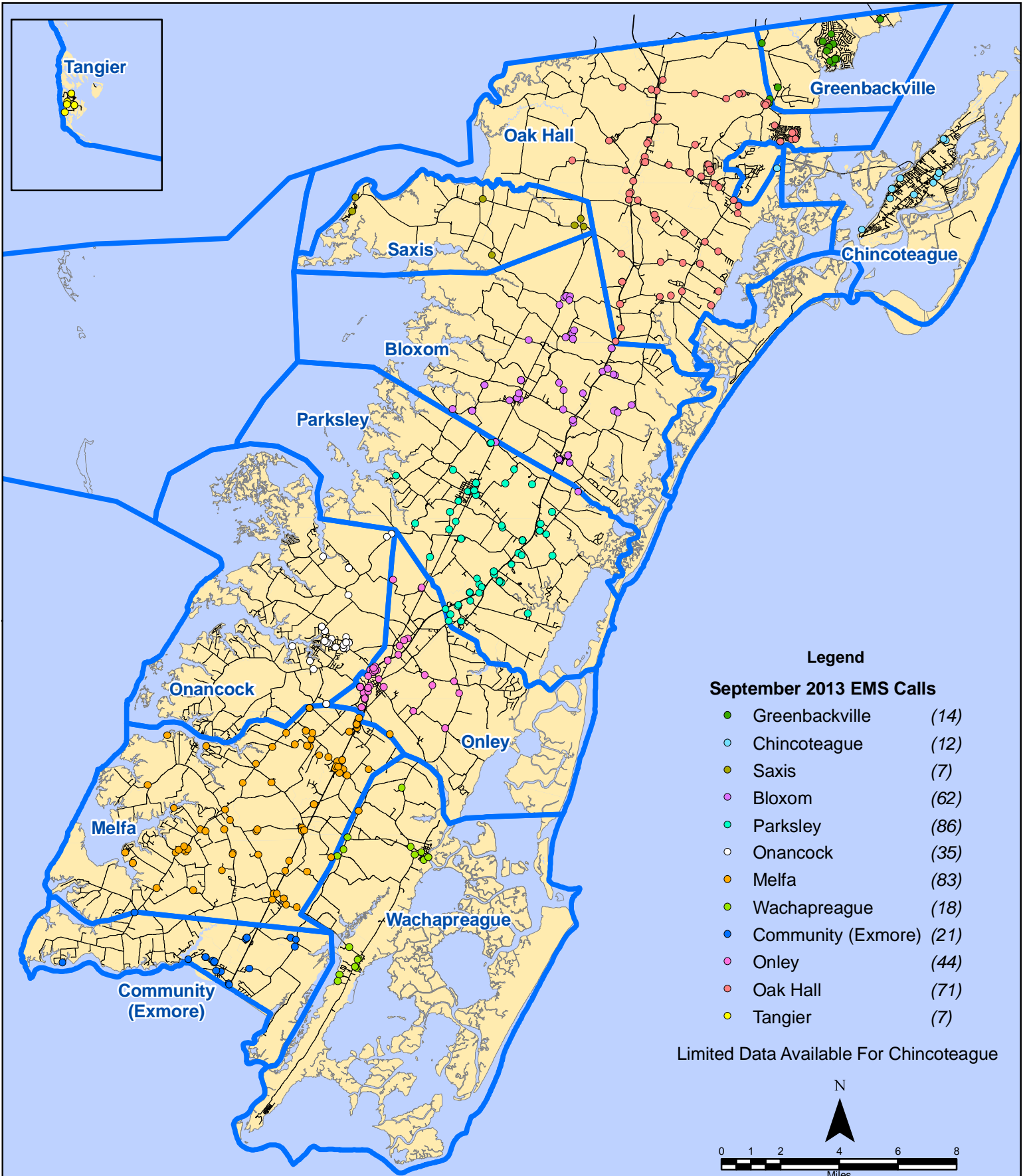
NORS = No Response. Call was handled by another station/agency.

2nd Call = 2nd Ambulance call received while First Ambulance was busy on another call.

3rd Call = 3rd ambulance call received while First and Second Ambulances were on other call.

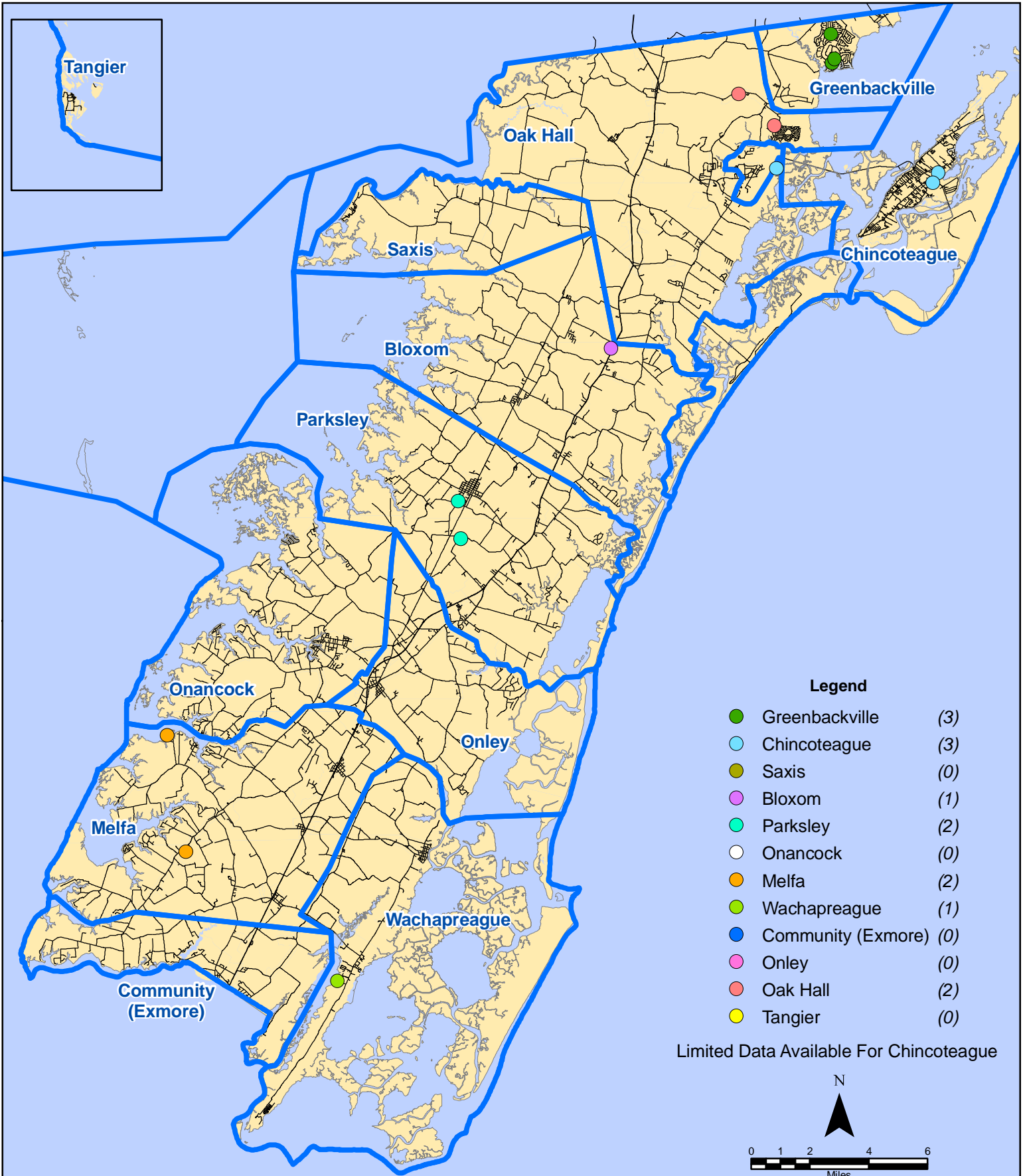
This information was prepared using data supplied by the Eastern Shore of Virginia 911 Center
 This information is original incident data only and may not be representative of all units or stations who responded to an incident.

September 2013 EMS Calls By District



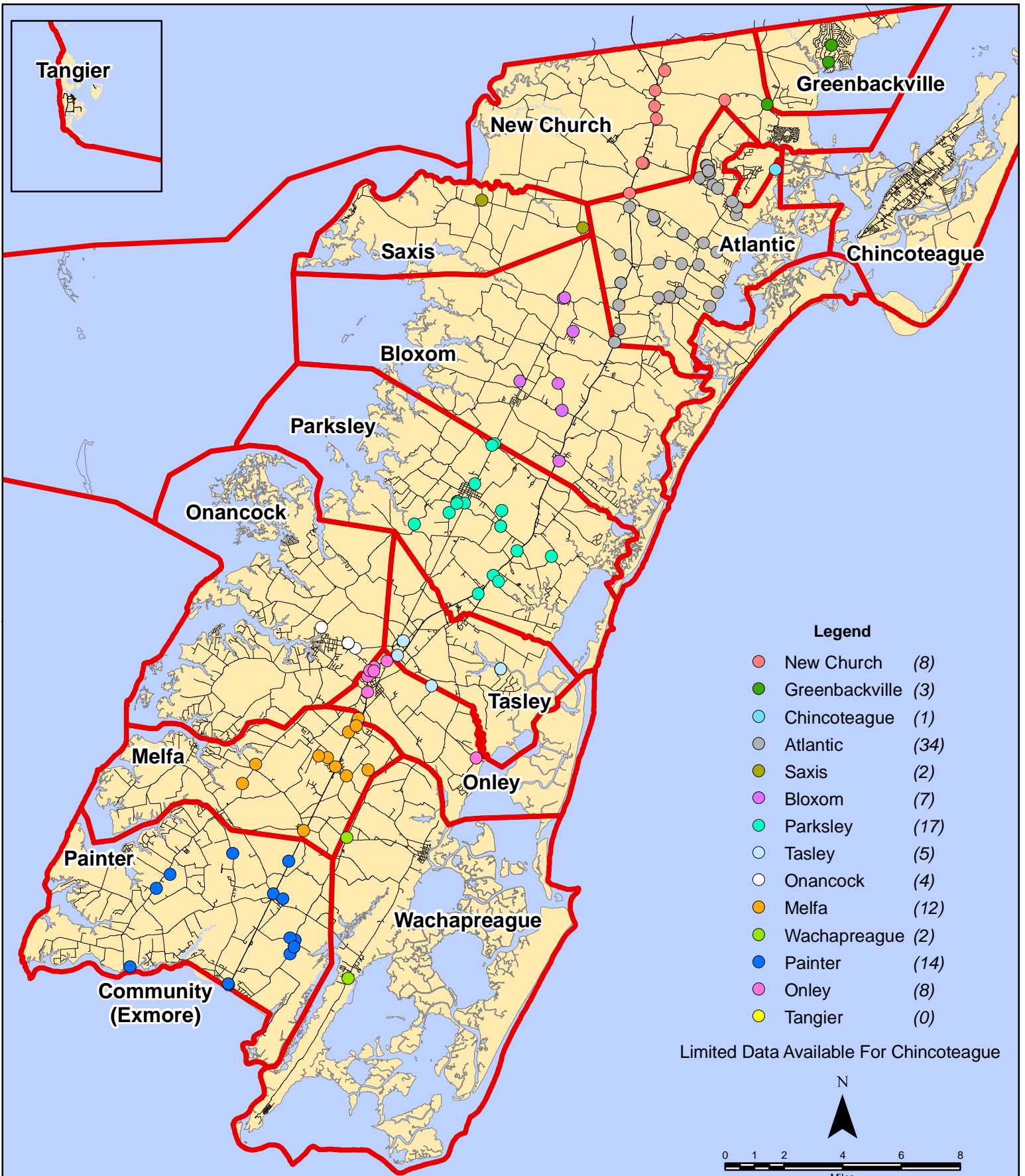
All points are plotted using X and Y coordinates provided by the ESVA 911 Center.
Points may be plotted over one another when they are in close proximity.

September 2013 EMS Calls With Response Time Greater Than 20 Mins.



All points are plotted using X and Y coordinates provided by the ESVA 911 Center.
Points may be plotted over one another when they are in close proximity.

September 2013 Fire Calls By District



All points are plotted using X and Y coordinates provided by the ESVA 911 Center. Points maybe be plotted over one another when they are in close proximity.